


Name

Rainbow Federation School Closure Home Learning Task Sheet

Year 4



⚙ Expectations – 1 Maths Task + 1 Literacy Task Each Day and 1 Topic Task per week.

This task overview sheet is designed to be used by parents and pupils in the event of a school closure. Tasks and activities do not need to be completed in the order that they are written. Once a task is completed write the date that it was completed underneath the task. Please return this task sheet to your child's class teacher on their return to school. If you are reading a paper version of this task sheet go to www.brynhafodprm.co.uk or www.glanyrafonprimary.com and visit your child's class page to view this sheet electronically any hyperlinks will work and you can visit them directly.

Numeracy

Literacy

Topic

Can you think of synonyms for temperature words?

Split your page in half. On one side write "hot" and on the other side write "cold". Underneath can you write a list of any synonyms (other words with the same meaning) for both of these words, e.g: hot = boiling / cold = freezing.

Too easy? Order the temperature words from the coldest to the hottest.

Date completed

Can you think of some onomatopoeia words?

Onomatopoeia words are words that sound like the sound that it suggests. E.g: bang, clap, woosh.

How many can you think of?

Too easy? Can you use the onomatopoeia words in a sentence? E.g.:
The drum made a loud bang!

Date completed

Home Learning Topic Task Task Overview

Have a look at a map of the world online or in a book. Choose any country you would like to complete a mini project about. You may have visited there before, you may really want to visit there, or it may be somewhere you have never heard of before!

Can you write the typical temperature (in temperature words) for different places or objects?

Write the typical temperature (in temperature words you looked at yesterday) for the following places or objects.

Freezer Kettle Spain Cardiff
Shower Fridge North Pole Italy

Too easy? Can you choose places or objects of your own to describe the temperature?

Date completed

Can you find the definitions of musical terms?

<https://www.bbc.co.uk/bitesize/topics/zcbkjcj6>

Use the BBC BiteSize KS2 Music website (link above or QR code to the left), or a dictionary or online search to find the definition of these musical terms:



Pace
Tempo
Pitch
Pulse
Rhythm

Too easy? Once you have completed the definitions for the words above, try these:

Harmony
Dynamic
Texture
Structure
Notation

Date completed

Can you order the numbers from smallest to biggest?

Copy the following number line in to your books from -10 to 10.

-10 -9 -8 0 1 2

Order these numbers from smallest to biggest:

- a) 4 8 -6 0
- b) 1 -1 10 -5
- c) -7 2 4 -9
- d) 9 3 -8 10

Too easy? Try these:

- a) 14 8 -6 13
- b) 9 -1 20 -5
- c) -17 2 14 -23
- d) 9 30 -18 10

Date completed

Can you describe how a piece of music makes you feel?

Listen to your favourite song or piece of music. Write down the name of the song. Draw pictures or write adjectives / description words to explain how this piece of music makes you feel. Can you use any onomatopoeia words that you looked at Monday to explain your feelings.

Too easy? Use onomatopoeia and musical terms to give reasons why the song makes you feel the way it does.

E.g: The fast pace and the claps in the song made me feel excited.

Date completed

You are going to complete a mini project full of different information in various forms about your chosen country:

- Can you draw a map of the world and locate your country? What other countries is it close to?
- Write a fact file about the country. What continent is the country in? What is the population? Are there any tourist attractions? Include as many facts as you can.
- Draw / paint / create the country's flag.
- Design a typical meal that you may eat when you visit the country.
- Are there any traditional clothing from the country? If so, design a traditional outfit.
- Write a postcard as if you were on holiday in the country, what have you been up to?
- Complete a weather report for your chosen country. Is it hot? Is it cold? Can you ask a family member to record you acting out the weather report?
- Can you describe the weather of the country in Welsh? Mae hi'n heulog heddiw ond dydy hi ddim yn bwrw glaw. "It is sunny today but it is not raining."

Can you draw the temperature on thermometers?

Draw 8 thermometers in your book like this one >>>>

Colour in the thermometer to show the following temperatures on each one:

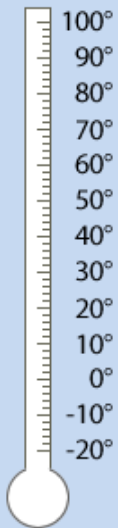
45 ° 10° -15° 50°
0° 95° 30° 75°

Remember to colour all the way from the bottom and stop at the temperature shown.

Too easy? Try these:

49 ° 11° -18° 98°
1° 54° 39° 82°

Date completed



Can you write your own song to a tune?

Using a tune you already know, maybe the same tune as your favourite song or nursery rhyme, write some new lyrics that fit in line with the tune.

E.g: instead of "Jingle bells, jingle bells, jingle all the way", you could write:

"Bryn Hafod, Bryn Hafod, Glan-Yr-Afon too!"

Too easy? Create your own tune to write lyrics to a song to.

Date completed

Can you estimate the temperature of objects in your house?

If 100° is boiling point, and below 0° is freezing point. Estimate how many degrees these items would be:

Kettle Fridge Freezer Shower
Your bedroom Outside your front door

Too easy? Choose some different items around the house and estimate what you think their temperature will be.

Date completed

Can you record your performance?

Use a tablet or phone, or other recording device to record yourself performing your new song. Can you include any claps or clicks to enhance your performance?

Too easy? Watch back your performance. Evaluate your performance by completing 2 stars and a wish (2 things that went really well with the performance and one thing you would like to improve on next time).


Date completed

You can use ICT devices such as phones, tablets and iPads. Or you can choose to use pen and paper to complete these tasks. Spread these activities out over the week.

Be as creative as you can!

Thank you for completing the School Closure Home Learning Task Sheet – Your support is very much appreciated. Please return this sheet to your child’s class teacher on return to school. Diolch yn fawr!

Name



⚙ Expectations – 1 Maths Task + 1 Literacy Task Each Day and 1 Topic Task per week.

This task overview sheet is designed to be used by parents and pupils in the event of a school closure. Tasks and activities do not need to be completed in the order that they are written. Once a task is completed write the date that it was completed underneath the task. Please return this task sheet to your child's class teacher on their return to school. If you are reading a paper version of this task sheet go to www.brynhafodprm.co.uk or www.glanyrafonprimary.com and visit your child's class page to view this sheet electronically any hyperlinks will work and you can visit them directly.

Numeracy

Literacy

Topic

<p>Can you draw a compass? A compass is a device that we use in order to navigate and find out where north, south, east and west are. Can you draw what you think a compass looks like and put the points of the compass in the correct order. Too easy? On compasses there are more than just four points. Can you place these other four points in the correct place on your compass? North west, north east, south west and south east. Date completed</p>	<p>Can you list all of all the things you like to do? With all this time off school you have probably found many different ways to keep yourself busy. Make a list of all the different things you like to do during your free time. Too easy? Write why you like doing these things and how long you spend doing them. Date completed</p>	<p>Home Learning Topic Task Task Overview</p> <p>Pretend you are the nations P.E teacher (like Joe Wicks).</p> <p>You have been given the task of being the nations P.E teacher while all the children are off school. There are several tasks you have been given you help you complete your role:</p> <ul style="list-style-type: none">- Plan daily exercises for the nation to complete.- Decide how you are going to show everyone your exercise routines e.g. are you going to do a live stream on YouTube or are
<p>Can you think of a rhyme to help you remember the order of the compass point? Sometimes it can be hard to remember which order the compass points are in, many people think of a rhyme to help them remember it. For example, I use Never Eat Shredded Wheat in order to make sure I get them in the right order. Can you think of a different rhyme that would help you remember the correct order of the compass points? Too easy? Can you think of a rhyme which involves the extra compass points from the previous task? Date completed</p>	<p>Can you pick your favourite thing to do? Out of all the things you have listed I imagine that there is one thing you like doing the best. Can you pick your favourite and state why this one is your all-time favourite thing to do during your free time. Too easy? Write about why the other are not your favourite thing, you could put your list into an order from your most favourite to your least favourite giving your reasons for each. Date completed</p>	

Can you draw a map of your local area?

Compasses tend to be used on maps in order to help people see the location on different points on a map. Can you draw a map of your local area which includes key locations in your area such as leisure centres and post office. Make sure you include your house!

Too easy? Can you put a compass in the corner of your map?

Date completed

Can you write an introduction about your favourite thing to do?

You are going to create a presentation for the people in your house about your favourite thing to do during your free time. You need to give them an introduction about what this thing is first. So, can you write an introduction which includes facts about your favourite thing to do. Maybe you could use ICT to find things out about it that you didn't know before. Write these down so you can have them in front of you when you do your presentation.

Too easy? Use ICT to type up your introduction. Date completed

Can you list where certain things on your map are using compass points?

Pretend you are standing outside your house, use your drawing of a compass to write 4 sentences about where key locations are in your local area. For example, the leisure centre might be east of your house.

Too easy? Write 8 sentences about where locations are from your house using the extra compass points listed above.

Date completed

Can you write about why you like this thing and what it makes you feel like?

There must be a reason why this is your favourite thing to do. Can you write about what you like about this thing, how long you have been doing it for and maybe explain what you made you start doing this thing.

Too easy? Use ICT to type up the next part of your presentation.

Date completed

Can you design a compass poster for your bedroom?

Now you have learnt about compasses and what they are used for create a poster including all the information you have used. Make use to draw the compass and include all the compass points you have learnt about as well as the rhyme you have created to help you remember the order that the points are in.

Too easy? Create this poster using ICT so that the writing and the images can stand out.

Date completed

Can you present your work to someone else in your house?

You should now have some information about your favourite thing to do. You now need to present it to someone in your house. Once you have finished your presentation ask the person you presented it to if they have learnt anything new from your presentation.

Too easy? Use ICT while presenting so you can show some images of your favourite thing to do.

Date completed

you going to post videos on Facebook?


- Create a weekly food plan for everyone to follow which consists on healthy meals.
- Record one of your workout videos that you would show everyone.
- Create a poster to encourage people to watch your videos and use your meal plans.

You can use ICT devices such as phones, tablets and iPads. Or you can choose to use pen and paper to complete these tasks. Spread these activities out over the week.

Be as creative as you can!

Thank you for completing the School Closure Home Learning Task Sheet – Your support is very much appreciated. Please return this sheet to your child’s class teacher on return to school. Diolch yn fawr!

Name



⚙ Expectations – 1 Maths Task + 1 Literacy Task Each Day and 1 Topic Task per week.

This task overview sheet is designed to be used by parents and pupils in the event of a school closure. Tasks and activities do not need to be completed in the order that they are written. Once a task is completed write the date that it was completed underneath the task. Please return this task sheet to your child's class teacher on their return to school. If you are reading a paper version of this task sheet go to www.brynhafodprm.co.uk or www.glanyrafonprimary.com and visit your child's class page to view this sheet electronically any hyperlinks will work and you can visit them directly.

Numeracy

Literacy

Topic

Can you find half of shapes?

Use a ruler to draw a range of different shapes e.g. square, triangle, circle, rectangle, hexagon etc. Can you draw a line to show half of the shape?
Shade in one half ($\frac{1}{2}$) of the shape.

Too easy? Repeat the task but this time, find and shade one quarter ($\frac{1}{4}$) of the shapes.

Date completed

Can you ...

Research mythical creatures. What are they called? What do they look like? What animals are they made up of? What are their magical powers? Make notes on 3 mythical creatures. (Pegasus, sirens, gorgons, minotaur, unicorns, Cerberus etc)

Too easy? Make notes on an additional mythical beast.

Date completed

Home Learning Topic Task Task Overview


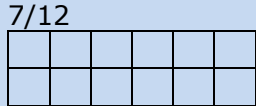
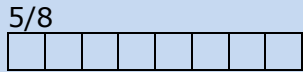
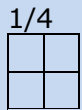
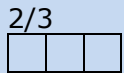
You need to create a new house system for your school (like they have at Hogwarts).

Pretend you are a teacher in your school and you have been given the task of creating four new houses that all children in the school will be

Can you shade the correct fraction?

When you are shading in fractions of shapes, the **bottom number of the fraction (denominator)** is the total number of shares the shape is split up into. The **top number (numerator)** is the number of boxes you need to shade in out of the shape.

Use a ruler to draw 5 boxes like the examples to follow. Each with different number of squares. Shade the correct fraction of each shape (as it states above the shape).



Too easy? Try this:

Draw some boxes of your own, shade in some of the shape and write the fraction of the shape you have shaded. E.g.



4/8

Date completed

Can you ...

List 15 exciting words that you think describe mythical beasts. (eg mystical, terrifying, enchanting, scary, magical, captivating, fascinating, hideous, gentle)

Too easy? Write 20 words. Use an online dictionary to check for correct spellings

Date completed

separated into. There are several things you need to think about:

- You will need to think of four different names for each of the house, you could link it to you're a certain subject i.e. they could all be welsh names.
- You will need to create a badge for the house which incorporates the house name.
- You will need to design mascots for each house which represents their house.
- What events could you run in the school where the houses could compete against each other?

You can use ICT devices such as phones, tablets and iPads. Or you can choose to use pen and paper to complete these tasks. Spread these activities out over the week.

Be as creative as you can!

Can you write fractions in words?

Watch this video on Youtube:
(Writing fractions as words)



Copy these fractions into your book.
Can you write the names of them in full words?

- 1/2 1/3
- 1/4 1/5
- 1/6 1/8
- 1/7 1/9
- 1/10

Too easy? Try these:

- 2/5 6/9
- 3/8 2/4
- 4/10 5/10

Date completed

Can you work out the fractions of these numbers?

To work out fractions of numbers, just like shapes, you must split the number by the denominator (number on the bottom). E.g:

$1/4$ of 8 = $8 \div 4 = 2$
 So $1/4$ of 8 = 2

Can you work these out:

1/2 of:

- 10 20 16 12 8

1/4 of:

- 16 20 24 36 40

Too easy? Try these:

1/3 of:

- 9 15 21 27 30

1/6 of:

- 30 12 48 60 72

1/9 of:

- 36 45 63 81 108

Date completed

Can you ...

Create your own mythical creature – what animal body parts does it have? What magical powers does it have? Who is it's enemy? Draw your creature and label it.

Date completed

Can you ...

Write a short story about your new mythical creature? What happens to it – who does it save / rescue / defeat? Where does the story take place? Think of a clear beginning, middle and end to the story.

Date completed

Can you work out these Fraction word problems?

Type in the web address or use a QR scanner to load the question page. Answer the word problems in your books, and draw pictures to show your workings if you can!



<http://www.primaryresources.co.uk/maths/pdfs/10fractions.pdf>

Too easy? Once completed the worksheet, try writing a Fraction word problem for an older family member or even e-mail your teacher and see if they can work it out!

Date completed

Can you ...

Complete your mythical story. Check it through for correct punctuation and spelling. Have you included wow vocabulary? Edit your work if you need to.

Too easy? Re- write a best / final version of your mythical story.

Date completed

Thank you for completing the School Closure Home Learning Task Sheet – Your support is very much appreciated.

Please return this sheet to your child’s class teacher on return to school. Diolch yn fawr!

Name

Rainbow Federation School Closure Home Learning Task Sheet

Year 4



⚙ Expectations – 1 Maths Task + 1 Literacy Task Each Day and 1 Topic Task per week.

This task overview sheet is designed to be used by parents and pupils in the event of a school closure. Tasks and activities do not need to be completed in the order that they are written. Once a task is completed write the date that it was completed underneath the task. Please return this task sheet to your child's class teacher on their return to school. If you are reading a paper version of this task sheet go to www.brynhafodprm.co.uk or www.glanyrafonprimary.com and visit your child's class page to view this sheet electronically any hyperlinks will work and you can visit them directly.

Numeracy

Literacy

Topic

<p>Finding more or less than a given number</p> <p>https://garyhall.org.uk/maths-objectives/105/find-1000-more-or-less-than-a-given-number</p> <p>Too easy? Try larger numbers.</p> <p>Date completed</p>	<p>Create a poster to tell younger children when Capital letters are needed.</p> <p>Too easy? Choose another type of punctuation (eg. Commas, ?, !)</p> <p>Date completed</p>	<p>Home Learning Topic Task Task Overview</p> <p>You have been asked to design a selection of cakes for a bakery.</p> <p>Below is a list of the tasks you need to think of:</p> <ul style="list-style-type: none">- What types of cakes will you design (cupcake, large cakes, scones etc)- What will your ingredients be- Get some ideas from supermarkets online!- What will you top them with? (icing, jam, chocolate glaze, sprinkles)
<p>Find right angles.</p> <p>Do a search around the house – find 5 things with right angles.</p> <p>Too easy? Find 3 things with angles less than a right angle.</p> <p>Date completed</p>	<p>Describe an object.</p> <p>Get your child to Choose 3 objects from around the house. They have to write a short description about each and someone else in the house had to guess what the objects are.</p> <p>Too easy? Use WOW vocabulary and adjectives.</p> <p>Date completed</p>	

Draw a symmetrical picture.

Folds an a4 sheet of paper in half. You draw an image/ patten on one side of the paper and your child can complete the symmetrical picture on the other side.



Too easy? Make sure the colouring pattern is symmetrical too?

Date completed

Use Alliteration.

Onomatopoeia is where a writer uses the same letter at the start of words for effect eg six sizzling sausages sitting in the saucepan.

Children to write 5 sentences using onomatopoeia about a topic of their choice (foods, animals, friends etc)

Date completed

- Draw pictures of your different cake designs – label them where possible.
- Create a poster to advertise your Cakes using persuasive language tempting people. (delicious, scrumptious etc)
- Come up with a price list for your products.
- Could you expand your range to pizzas?
- Design a logo for your bakery company.

You can use ICT devices such as phones, tablets and iPads. Or you can choose to use pen and paper to complete these tasks. Spread these activities out over the week.

Be as creative as you can!

Using a map

<https://garyhall.org.uk/maths-objectives/142/describe-movements-between-positions-as-translations-of-a-given-unit-to-the-left-right-and-up-down>

Too easy? Can they come up with more questions of their own to do with the map?

Date completed

Spelling challenge.

Using the letters from their full name how many smaller words can they make.

EG Tomas James Evans
Makes – Jam, name, save, mate etc

Too easy? Do it to a set amount of time (2 minutes) Challenge a family member.

Date completed

Can you draw your own street map and questions to describe position and direction?

Children to use the ideas from yesterdays map to draw their own version and write 2/3 questions about it

Date completed

Find 10 more interesting words than fun.

Brainstorm more interesting words than said (eg exciting, magical, wonderful, amazing, outstanding etc

Children to write them into an interesting speech sentence.

Eg Your party was a magical day wasn't it Meg?

Too easy? Can you use some speech and speech marks.

Date completed

Thank you for completing the School Closure Home Learning Task Sheet – Your support is very much appreciated. Please return this sheet to your child's class teacher on return to school. Diolch yn fawr!

