


Name

Rainbow Federation School Closure Home Learning Task Sheet

Year 1



⚙ Expectations – 1 Maths Task + 1 Literacy Task Each Day and 1 Topic Task per week.

This task overview sheet is designed to be used by parents and pupils in the event of a school closure. Tasks and activities do not need to be completed in the order that they are written. Once a task is completed write the date that it was completed underneath the task. Please return this task sheet to your child's class teacher on their return to school. If you are reading a paper version of this task sheet go to www.brynhafodprm.co.uk or www.glanyrafonprimary.com and visit your child's class page to view this sheet electronically any hyperlinks will work and you can visit them directly.

Numeracy

Literacy

Topic

To understand units of time

In school we have learnt how to tell the time (o'clock and half past). We have also learnt that time is measured in seconds, minutes and hours.

We are going to learn about what we can do in 1 minute. Below I have set challenges for you do to in 1 minute (remember to time yourself) First make an estimation and then record how many you completed?

- How many houses can you draw?***
- How many times can you write your name?***
- How many star jumps can you do?***
- How many times can you throw and catch a ball?***
- How many times can you touch your toes?***

Record your estimations and your answers in your book.

Date completed

ORACY/SPEAKING FOCUS

This week we are going to focus on our speaking skills. We are going to use loud clear voices, add detail to what we are talking about and add expression.

To review your favourite television programme.

Your grown ups will need to record you for this activity.
Using a loud, clear voice can you answer the following questions about your favourite television programme ...
What is the title of the programme?
What is the programme about?
What type of programme is it? (cartoon, factual, series, superhero, story, educational)
Who is your favourite character? or Who is the presenter?
Why have you chosen this programme?

Date completed

Home Learning Topic Task Task Overview

This is a unique time for us can you create something that you can keep to remember this time?

You can be as creative as you want to be, here are some ideas

- decorate a stone with a rainbow*
- Salt dough handprint*
- paint a rainbow for the NHS*

To order time

We record time in hours and minutes, it helps us to know what time of the day it is.
For example we start our lessons at 9 o'clock, we have playtime at half past 10, we have lunch at 12 o'clock.

Can you use your time knowledge to put these times in the correct order. (starting at 12 o'clock and ending at 11 o'clock)

- 9 o'clock
- 4 o'clock
- 3 o'clock
- 7 o'clock
- 11 o'clock
- 1 o'clock

Date completed

Can record a message for a friend or a grown up you are missing?

It can be a little difficult talking to people at the moment, can you record a message for someone to cheer them up

You could tell them what you have been up to?
Tell them what you miss about them?
Tell them something you would like to do with them when you next see each other?

Date completed

You can use ICT devices, phones, tablets, iPads, paper, pencil etc to complete the tasks. Spread out the activities over the week.

Please note you can be creative with this task in order to present

To measure capacity

We can measure capacity using standard units ml, and non standard units such as cups.

Can you find different size containers in your house and find out the capacity of each.
You can choose to measure using ml or a cup.

Date completed

To record a daily diary

Can you record yourself explaining what you have done today?
Remember to order your day starting with waking up :)

Date completed

To order capacity amounts

Capacity can be measured in ml, can you order these capacity amounts, starting with the least and finishing with the most.

- 10ml,
- 5ml
- 20ml

To perform

Can you sing a song, perform a poem, tell a joke, read a few pages from your favourite story?

Remember when you are performing you need to use a loud, clear voice, use actions to help you, look at your audience and use expression.


<p>35ml 15ml 20ml</p> <p>18ml 4ml 13ml 27ml 39ml 30ml 49ml 41ml</p> <p>Date completed</p>	<p>Date completed</p>	
<p>To add (1d+2d, 2d+2d)</p> <p>It is really important that we keep practising our adding skills. This week we are going to practise adding my adding ml amounts together.</p> <p>e.g 2ml+6ml=8ml</p> <p>3ml+5ml= 1ml+8ml= 4ml+7ml= 6ml+6ml= 9ml+5ml= 10ml+7ml= 10ml+10ml= 15ml+10ml= 19ml+10ml=</p> <p>Date completed</p>	<p><i>To give your opinions</i></p> <p>We all have different opinions, we might agree or disagree with our friends. Everyone's opinion is important. Do you agree or disagree with your teachers opinions, record your reasons.</p> <p>Mrs Coleman said 'Fruit is tastier than chocolate?'</p> <p>Do you agree or disagree?</p> <p>Date completed</p>	

Thank you for completing the School Closure Home Learning Task Sheet – Your support is very much appreciated. Please return this sheet to your child's class teacher on return to school. Diolch yn fawr!

Name

Rainbow Federation School Closure Home Learning Task Sheet

Year 1



⚙ Expectations – 1 Maths Task + 1 Literacy Task Each Day and 1 Topic Task per week.

This task overview sheet is designed to be used by parents and pupils in the event of a school closure. Tasks and activities do not need to be completed in the order that they are written. Once a task is completed write the date that it was completed underneath the task. Please return this task sheet to your child's class teacher on their return to school. If you are reading a paper version of this task sheet go to www.brynhafodprm.co.uk or www.glanyrafonprimary.com and visit your child's class page to view this sheet electronically any hyperlinks will work and you can visit them directly.

Numeracy

Literacy

Topic

To understand odd numbers

Jack Hartmann odd number exercises. Click on the link below

<https://youtu.be/x1EGRUXmNdY>

Can you write a number sequence using odd numbers? Remember to form your numbers correctly.

If you are going for a walk, look at house door numbers and see if you can remember whether it's an odd or even number? Test your grown up.

To rhyme

When we rhyme the last sounds are the same or they make the same sound for example

cat - mat

Can you copy these words into your book and write a word that rhymes with it to make a rhyming pair?

bat-

sun-

hop-

car-

look-

Home Learning Topic Task

Task Overview

You can use ICT devices, phones, tablets, iPads, paper, pencil etc to complete the tasks. Spread out the activities over the week.

Please note you can be creative with this task in order to present

Date completed

cake-

Date completed

Rainbow challenge walk.

Go for a walk with an adult in your local area. Look out for things that are rainbow colours - red, yellow, orange, green, blue, indigo and violet.

(Learn the song to help you remember them)

Take pictures of the things you see, pick flowers, or write/ draw what you see.

Whichmny was the hardest colour to find?

Draw some Rainbows to put in your windows or make some rainbow bunting.

To understand even numbers and count in 2's

Jack Hartmann even numbers, I can count in 2's
Click on the link below
<https://youtu.be/cCxgJAZuuEg>

Can you write a number sequence using even numbers? Remember to form your numbers correctly.

If you are going for a walk, look at house door numbers and see if you can remember whether it's an odd or even number? Test your grown up.

Date completed

To write synonyms

Synonyms are words that mean the same for example

pretty= beautiful, gorgeous, good looking

Can you write synonyms for the following words

happy-
sad-
kind-
big-
little-

Remember to write these in your book.

Date completed

To understand doubles in numbers

Introduction to Doubles

Click on the link below to watch dancing doubles.

<https://youtu.be/4U2QLjqripY>

Can you write the double sums in your book?

e.g.

$$1+1=2$$

$$2+2=4$$

Remember to check your numbers are the right way, check using this number line below.

1 2 3 4 5 6 7 8 9 10

Date completed

To describe

When we describe people, places or items we use adjectives. These are words that describe the colour, size, texture etc.

Can you draw a member of your family or a friend and around the picture can you write adjectives to describe them?

Date completed

<https://youtu.be/yLpEGM34Fic>

Challenge

See if you can learn/sing

The song 'I can sing a rainbow' using Makaton with Mr Tumble.

Record yourself.

To create doubles

Number shape doubles- In your books can you write a number and then draw double the number shapes. Challenge yourselves up to 5 or 10 or 20.

e.g.



Date completed

To describe in sentences

Using the adjectives you wrote to describe your pictures, can you now write these into sentences?

for example

She is happy and smiling.

Remember to use capital letters, finger spaces and full stops.

Date completed

To create number patterns

Look at number patterns. One more and one less. Can you copy into your books filling in the missing numbers. Can you create your own?

To write a senses poem

We have been looking at different words that we can use to make our writing more exciting.

We are now going to use these to write a senses poem using these sentence starters...(you will need to write your own ending e.g I can see green, growing plants)

I can see

I can hear

I can smell

I can taste

1 Less 1 More			1 Less 1 More		
Can you find 1 less and 1 more than the number shown?			Can you find 1 less and 1 more than the number shown?		
4	6		14	16	
5	7	2	15	37	42
4	6	9	24	16	19
3	8	1	33	48	11

Date completed

I can touch

Remember to record this in your book.

Date completed

Thank you for completing the School Closure Home Learning Task Sheet – Your support is very much appreciated. Please return this sheet to your child’s class teacher on return to school. Diolch yn fawr!

Name

Rainbow Federation School Closure Home Learning Task Sheet Y1/ SRB



⚙ **Expectations – 1 Maths Task + 1 Literacy Task Each Day and 1 Topic Task per week.**

This task overview sheet is designed to be used by parents and pupils in the event of a school closure. Tasks and activities do not need to be completed in the order that they are written. Once a task is completed write the date that it was completed underneath the task. Please return this task sheet to your child’s class teacher on their return to school.

If you are reading a paper version of this task sheet go to www.brynhafodprm.co.uk or www.glanyrafonprimary.com and visit your child's class page to view this sheet electronically any hyperlinks will work and you can visit them directly.

Numeracy

Literacy <https://youtu.be/pckuS--UIV4>

Topic

To measure the length of a room

Can you find the distance around the edge of a room in your home? This is called perimeter. You will need to count the number of footsteps – use your feet to walk around the room placing your heel immediately in front of your toe as you take each step. Count how many steps for each side of the room then add them up. If someone else tries will it be the same number of steps? Hint – do they have the same size feet as you!! **Challenge** – try another room - is the biggest/smallest.

Date completed

To measure items in your bedroom

Find things in your bedroom and measure them using a hand span- the distance from your little finger to your thumb. Find things of a suitable length to measure- Chair, desk, book, bed....

Click on the link to see what a hand span is.

<https://youtu.be/uAVL-mOdZUs>

Record your answers.

Date completed

To make a wanted poster for the gingerbread man

Watch the link above and discuss the story with an adult. Make a Wanted poster for the Gingerbread man. Draw him and describe what he looks like and his character – naughty, golden, fast..... You could include when and where he was last seen and a reward amount. Use adjectives – describing words.

Date completed

To change the story

If the gingerbread man jumped out of your oven what would you do?

Write a new adventure for the Gingerbread man using capital letters and full stops in your sentences.

Think about the use of adjectives/describing words and sound out spellings.

Would you chase him?

Who else would chase him?

Introduce some new characters.

Date completed

Home Learning Topic Task Task Overview

You can use ICT devices, phones, tablets, iPads, paper, pencil etc to complete the task.

Challenge 1

Can you stop the Gingerbread man from taking a ride on the fox by building him a bridge to get across the river?

You can use whatever you want to build, eg – lego, sticks, junk, straws... You could measure it and test it.

Challenge 2

Can you build him a boat to get across the river?

Remember it needs to float and be able to hold his weight!!

Test it in the bath, you could make 2 and have a race.

Free Maths online Programme

To put Gingerbread men in order of size

Draw some gingerbread men of different sizes. Colour them in and cut them out. Put them in order of size from the smallest to the biggest. This can be in height or width – (tall or wide)

Date completed

To follow instructions to make a Gingerbread man/creation

Ask an adult to find a recipe to make a Gingerbread man. Follow the instructions to make your own gingerbread creation – boy, girl, animal, monster..... Cut out a shape with an adult. Take a photo and give them a name.

If you don't like gingerbread or don't have the ingredients you can follow a recipe to make something of your choice.

Or write down the recipe and you can make it another time.

Date completed

Here is a link to Carol Vorderman's maths programme for primary school children - Maths Factor It is free to access at the moment whilst schools are closed.

Click on the join for free logo.
<https://www.themathsfactor.com/sign-in/>

In case you missed it last time.

Name _____

Outdoor Measurement Scavenger Hunt

Find a _____ Measure the distance around _____	Find a _____ Measure the height _____
Find a _____ Measure the length _____	Find a _____ Measure the width _____
Find a _____ Measure the length _____	Find a _____ Measure the length _____
Find a _____ Measure the length _____	Find a _____ Measure the distance around _____
Find a _____ Measure the height _____	Find a _____ Measure the width _____



Go into your garden or for a walk with an adult, see what you can find to measure- leaves, flowers, pine cones, length of the pavement, patio, garden.....

You can measure using your hands, feet, fingers or a ruler.

Challenge

Make your own worksheet to record your answers, or you could record your self measuring.

To record yourself retelling the story/or retell to an adult/child

Can you re-tell the events in the story to another person? Think about using expression and where to use a loud or quiet voice!!

Or record yourself re-telling the story and listen to the recording.

To count in 2's, 5's and 10's
2,4,6,8,10,12,16,18,20

5,10,15,20,25,30,35,40,45,50

10,20,30,40,50,60,70,80,90,100

<https://www.youtube.com/watch?v=Ftati8iGQcs>

<https://www.youtube.com/watch?v=EemjeA2Djjw>

Either concentrate on one or see if you can learn your 2, 5 and 10 times tables.
 If you know these go on to 3 and 4
 There are lots of games on the internet.


Date completed

Write simple instructions to catch the Gingerbread man

How would you catch him?
 Think about how you write instructions.
 Remember people need to follow them and they need to be in order – first, next, then, lastly....
 Use –

- 1.
- 2.
- 3.
- 4.

Date completed




Thank you for

completing the School Closure Home Learning Task Sheet – You support is very much appreciated. Please return this sheet to your child's class teacher on return to school. Diolch yn fawr!

Name

Rainbow Federation School Closure Home Learning Task Sheet

Year 1



⚙ Expectations – 1 Maths Task + 1 Literacy Task Each Day and 1 Topic Task per week.

This task overview sheet is designed to be used by parents and pupils in the event of a school closure. Tasks and activities do not need to be completed in the order that they are written. Once a task is completed write the date that it was completed underneath the task. Please return this task sheet to your child's class teacher on their return to school. If you are reading a paper version of this task sheet go to www.brynhafodprm.co.uk or www.glanyrafonprimary.com and visit your child's class page to view this sheet electronically any hyperlinks will work and you can visit them directly.

Numeracy

Literacy

Topic

To understand data handling using a tally

Data handling is a way of collecting information. We have done tallies in previous tasks. This survey below is about people's favourite colours and I'd like you to record your results using a tally. You can ask members of your family and record their results. I'll start you off as my favourite colour is purple.

You can copy this survey into your book or create your own survey if you don't need all the colours.

Favourite Colour Survey 

Use tally marks to record your friends' favourite colours.

red		
blue		
yellow		
pink		
white		
black		
green		
grey		
purple		
orange		
brown		
other		

Which colour is the **most** popular?
Which colour is the **least** popular?

Can you answer the two questions about which colour is the most popular and the least popular?

Date completed

To understand what a traditional tale is.....

This week we are looking at Rapunzel, so it's a good idea to watch the film or read the book. Tangled is a remake of the traditional tale Rapunzel.

Click the link below to watch a youtube video of the story

<https://youtu.be/XbgjH0ApKoc>

Think about who the characters are.

Date completed

Home Learning Topic Task

Task Overview

To create a postcard

Who doesn't like to receive a card, letter or postcard through the post. We are all missing each other, especially missing seeing our friends, family and teachers. I'm missing you all in school and all my friends.


Design the front of your postcard and be creative when you draw pictures that make you happy or remind you of your friend.

You can use anything from the following

- colouring pencils

To create and interpret a block graph

Zoo Block Diagram



Colour a box for each item that you find.

Using the zoo block image above can you colour the blocks in according to how many of each animal there are? Can you answer the following questions in your book?

1. How many Lions did you find?
2. How many Tigers did you find?
3. Which animal is there 2 of?
4. Which animal is there 5 of?
5. Which type of animal is there the most of?

To write a character description.

Choose a character from the story and draw a picture. Can you write five sentences to describe them. Remember to use adjectives to describe them,

e.g. She had **long** hair.

Write in full sentences, remember to use capital letters and full stops.

Date completed

- felt tip pens
- paint
- collage using different materials



One of your previous tasks was to learn your address, can you write the address of who you are sending the postcard to or send it to school, you know the address.

When writing your postcard don't forget who you're writing

Date completed

To complete a tally chart


To create a word ladder

Can you draw a picture of Rapunzel or the Prince in your book and then write the word **SING**, underneath you can use the clues to create a new word. Remember you are only changing one letter each time to create a new word.

Rapunzel Word Ladder

Make your way from SING to HAIR by changing just one letter on each step to make a new word! There are 6 steps in this word ladder.

S I N G	Mouth music.
<input type="text"/> <input type="text"/> <input type="text"/> <input type="text"/>	Past tense of sing.
<input type="text"/> <input type="text"/> <input type="text"/> <input type="text"/>	The ground of a beach.
<input type="text"/> <input type="text"/> <input type="text"/> <input type="text"/>	Past tense of say.
<input type="text"/> <input type="text"/> <input type="text"/> <input type="text"/>	To purchase something.
<input type="text"/> <input type="text"/> <input type="text"/> <input type="text"/>	Two of something.
H A I R	Rapunzel has long, golden _____.




it to and why you are writing to them. Tell them what you've been doing during lockdown and how much you are missing them.

You can use ICT devices, phones, tablets, iPads, paper, pencil etc to complete the tasks. Spread out the activities over the week.

Please note you can be creative with this task in order to present


Spring Tally Chart

Count the objects to complete the tally chart.




Spring Picture	Tally	Total
Chick		
Egg		
Umbrella		
Lamb		
Daffodil		

Can you complete the table above by counting all of the spring images you see and recording the results firstly as a tally and then as a number. Remember to gate your tally at 5 and 10 and 15 and 20.

 = 5

Date completed

 $= 11$

Date completed

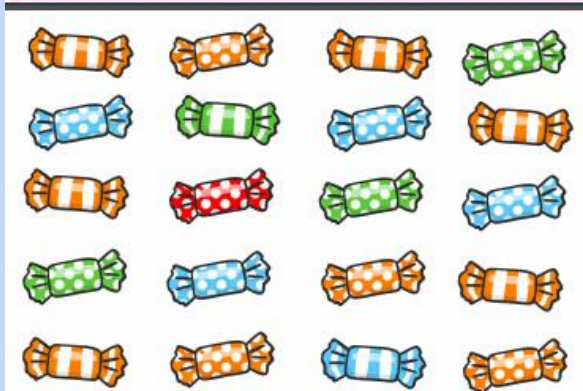
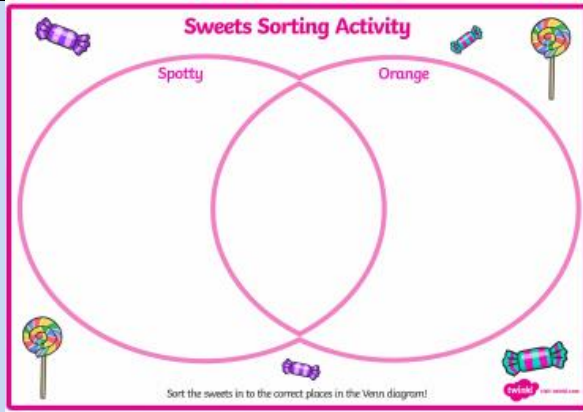
To understand and create a Venn diagram

A **Venn Diagram** is a visual organiser, made up of overlapping circles, that explores the relationship between a set of different things.

To write your own fairytale

Can you plan your own fairytale in your book?

Use the help sheet below to ensure you don't forget anything.



Can you sort the sweets out into the correct circle? One circle is for the spotty sweets, the other circle is for orange sweets. There is an overlap of the two circles, do you know what goes in this space?

Have a go at completing it by yourself.

In your book either ask a grown up to draw the venn diagram and then using your colours you can draw the sweets in the right place.

Planning a fairy tale

- ★ A fairy tale is a story written for children.
- ★ There may be a hero in the story.
- ★ It can include some elements of magic.
- ★ It can be set in a magical place.



Things to include

- ★ Characters – hero, heroine, villain, damsel in distress.
- ★ Fairy tale language- Once upon a time, far away, magical, fairy tale names

Beginning

- ★ Setting the scene – in a wood, a palace, a cottage
- ★ Who are the characters? Think about characters you know already such as Little Red Riding Hood, Cinderella, Rapunzel
- ★ What are they like?



Problem

- ★ What is the problem? e.g. Damsel in distress, looked away in a castle...
- ★ How does it involve other characters?
- ★ Does the main character need to be rescued or helped in any way?



Resolution

- ★ How is the problem resolved?
- ★ By whom?
- ★ Does anything happen to the main characters at the end of the story?



Date completed

Date completed

To collect and present data

Can you fill in the table with the results and then put the results to create a bar chart.


To write your own fairytale from your plan

Now you have planned your fairytale, can you write it as a story. Remember when writing a story, you need to write in full sentences. Remember to use capital letters and full stops.

Date completed

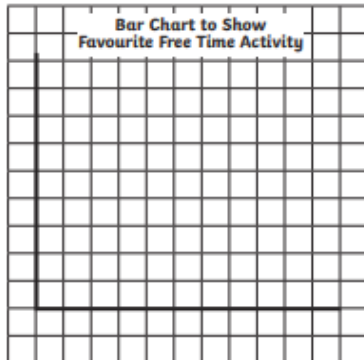
Collecting and Presenting Data

30 children were asked to choose what their favourite activity for a free afternoon at home would be. Here are their answers.



1. Fill in the tally chart and then calculate the total of each response.
2. Draw a bar chart to present your data.

Activity	Tally	Total
Swimming		
Trip to the park		
Play computer games		
Baking		
Reading		



Date completed

Thank you for completing the School Closure Home Learning Task Sheet – Your support is very much appreciated. Please return this sheet to your child’s class teacher on return to school. Diolch yn fawr!